



Features and Benefits

- Input 4K 60 video can be divided and displayed in a 2x2 layout at 1080p60 on each of the four outputs
- Four HD DVI outputs at resolutions up to 1920x1200@60Hz
- Each output is independently controllable
- Stereo audio output
- EDID can be sourced from output monitors, internal default selections, or from files
- Windows based software allows simple configuration control via USB or Ethernet connection
- HDCP compliant
- IR remote control allows switching between display layouts and control of audio volume
- Image parameters and layouts are automatically saved in flash memory for recall
- Screen resolution and coordinates are selectable, including options for clockwise or counterclockwise rotation.
- Input and output resolutions are selectable from a drop-down menu

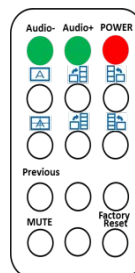
- ▶ Real time high resolution video wall processor
- ▶ HDMI input from 640x480 to 4K @60Hz
- ▶ Four DVI outputs from 640x480 to 1920x1200
- ▶ Each output display area controlled independently
- ▶ Software configuration through USB or Ethernet
- ▶ Includes an IR remote control for dynamically switching output layouts
- ▶ HDCP compliant

Product Overview

The Rose Electronics UltraVista 4K60 is a state of the art product for creating real time multiple screen video displays. It accepts HDMI input signals at resolutions from 640x480 up to Ultra HD 4K 60. Use of 4K video input helps ensure crystal-clear HD output to four DVI or HDMI displays at resolutions up to 1920x1200@60Hz.

Windows compatible configuration software connects through USB or Ethernet ports, allowing for positioning, resizing, and zooming the output video. Configuration details are automatically saved in flash memory for recall.


Output of audio embedded in the HDMI signal is through stereo analog RCA outputs on the unit and through HDMI displays equipped with speakers by using a DVI to HDMI cable.



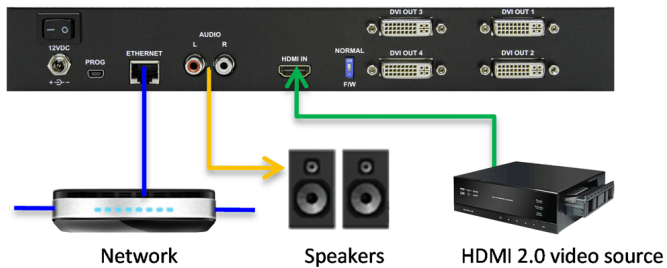
The product is supplied with an IR remote control for changing layouts on the fly and for controlling audio output.

IR remote control

Typical Application



Four DVI displays
Up to 1920x1200



Overview The UltraVista 4K Video Wall accepts either HDMI or DVI input. It supports four HD DVI or HDMI outputs, each of which can be individually configured.

Installation Connect the video source to the HDMI input connector. Connect all displays to the DVI output connectors. Apply power to the Video Wall Processor. Install the configuration software on a Windows based PC. You can choose to connect the PC to the UltraVista either by USB port or Ethernet network.

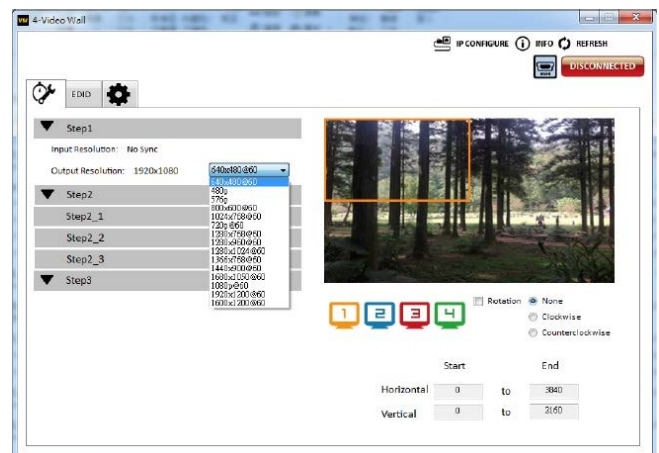
Configuration With the software you first configure the display orientation as 2x2 or 1x2, 1x3, or 1x4 horizontal or vertical. Then configure the output resolution, rotation, scaling, and position as you desire. Save the settings into flash memory. The configuration is normally a one-time setup and the box configures itself from the saved settings upon power-up.

Specifications

Dimensions (W x D x H)	11.3" x 7" x 1.7" (288 x 180 x 42 mm) (1U)
Weight	3.3 lb (1.5 kg)
Power	100-240 VAC 50-60Hz External adapter +12V DC, 2.0A
Resolution	Input: Up to 4K 60 (4:2:0 10 bits) 4K 60 (4:4:4 8 bits) Output: Up to 1920x1200 @60Hz
Maximum bandwidth	HDMI in: 18Gbps DVI out: 4.95Gbps, HDMI out: 6.75Gbps
Distance	Video: 25 feet (7.6m)
Audio	Input: HDMI embedded Output: HDMI embedded/Audio jacks
HDCP	Input: 2.2 / Output:1.4
Connectors	Video in: HDMI 2.0 receptacle Video out: Four DVI female Audio out: 2 x RCA jack Power: Barrel jack Configuration: USB mini, RJ45 Ethernet
Controls	Front power LED 6 x front panel switches for layout options Rear power switch Rear firmware load enable switch
Mounting	19" rack mount ears provided
Environment	Operating temp: 32°F – 104°F (0°C – 40°C) Storage temp: -4°F – 140°F (-20°C – 60°C) Relative humidity: 20%–80%, non-condensing
Compliance	FCC, CE, WEEE, RoHS

Part numbers

VWL-G122/4K60	UltraVista 4K60 Video Wall Processor
CAB-HDMIMMnnn	HDMI male to male cable, nnn = length
CAB-DVIMMnnn	DVI male to male cable, nnn = length



Configuration software

WWW.ROSE.COM ▪ **sales@rose.com** ▪ **(800) 333-9343**

Rose Electronics ▪ 10707 Stancliff Road ▪ Houston, Texas 77099
Rose USA (281) 933-7673 ▪ Rose Europe +49 (0) 2454 969442
Rose Asia +65 6324 2322 ▪ Rose Australia +61 (0) 421 247083

datasheet-ultravista-4k60-2017-09-05

ROSE
ELECTRONICS
WWW.ROSE.COM